

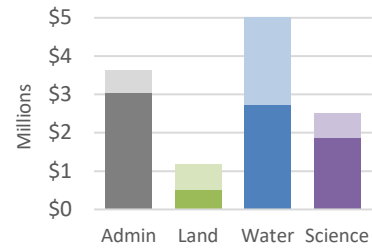


## Financial Status Summary

## Annual 2023

## 2023 EXPENDITURES BY BUDGET CATEGORY

	Budget		Expenditures		Remain
Admin	\$	3,647,200	\$	3,049,034	\$ 598,166
Land	\$	1,185,050	\$	515,823	\$ 669,227
Water	\$	27,385,000	\$	2,722,144	\$ 24,662,856
Science	\$	2,499,400	\$	1,866,821	\$ 632,579
<b>Total</b>	<b>\$</b>	<b>34,716,650</b>	<b>\$</b>	<b>8,153,823</b>	<b>\$ 26,562,827</b>



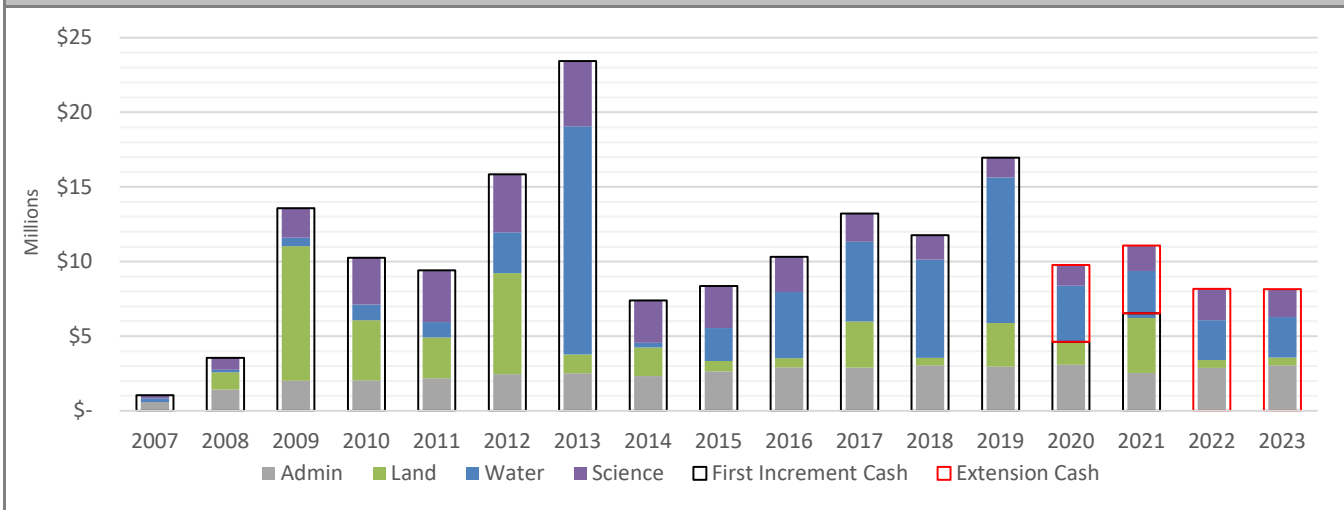
## 2023 BUDGET LINE ITEM STATUS

ID - Description	% Spend	Budget	ID - Description	% Spend	Budget
ED-1: Program Staff	<div><div></div></div> 98%	\$2,705,000	WPLW-1: Water Land O&M	<div><div></div></div> 21%	\$21,000
ED-2: Legal Services	<div><div></div></div> 12%	\$62,100	WPWM-1: Monitoring	<div><div></div></div> 77%	\$39,000
ED-3: Public Outreach	<div><div></div></div> 95%	\$23,500	WPMT-1: Management Tools	<div><div></div></div> 0%	\$0
GFC-1: Financial Services	<div><div></div></div> 26%	\$686,000	WPSA-1: Water Advisors	<div><div></div></div> 11%	\$20,000
GFC-2: Liability Insurance	<div><div></div></div> 97%	\$88,000	LP-2: Habitat Management	<div><div></div></div> 61%	\$333,200
PD-8: Website & Database	<div><div></div></div> 112%	\$77,000	LP-2-P: Predator Trapping	<div><div></div></div> 136%	\$97,600
CTE-1: Committee Expense	<div><div></div></div> 133%	\$5,600	PD-22: Sediment Aug.	<div><div></div></div> 2%	\$260,000
LP-3: Land Acquis. & Fees	<div><div></div></div> 33%	\$863,000	WP-1(b): Phragmites Control	<div><div></div></div> 100%	\$200,000
LP-4: Land O&M	<div><div></div></div> 68%	\$262,050	G-1: Remote Sensing	<div><div></div></div> 139%	\$305,200
LP-6: Land Advisors	<div><div></div></div> 58%	\$20,000	TP-1: T&P Monitoring	<div><div></div></div> 82%	\$23,600
LP-7: Public Access Program	<div><div></div></div> 100%	\$40,000	WC-1: WC Monitoring	<div><div></div></div> 71%	\$170,200
WPCP-1: Choke Point	<div><div></div></div> 72%	\$910,000	PS-1: Pallid Monitoring	<div><div></div></div> 57%	\$539,000
WPRT-1: Canal Recharge	<div><div></div></div> 3%	\$263,000	G-5: Geomorph Monitoring	<div><div></div></div> 112%	\$19,100
WPRT-2: Elwood Recharge	<div><div></div></div> 0%	\$0	PD-15: Env. Permitting	<div><div></div></div> 68%	\$50,000
WPRT-3: Broad-Scale Rech.	<div><div></div></div> 12%	\$72,000	PD-18: AMP Equipment	<div><div></div></div> 100%	\$134,500
WPRT-4: Recapture Network	<div><div></div></div> 20%	\$325,000	IMRP-3: AM Advisors	<div><div></div></div> 0%	\$58,000
WPRT-5: Slurry Wall	<div><div></div></div> 0%	\$0	ISAC-1: ISAC Expenses	<div><div></div></div> 98%	\$232,800
WPST-1: Lure Mac Leases	<div><div></div></div> 5%	\$24,801,000	PD-3: Expanses & Pubs	<div><div></div></div> 0%	\$63,000
WPST-2: US Storage Leases	<div><div></div></div> 100%	\$624,000	PD-11: AMP Workshops	<div><div></div></div> 258%	\$13,200
WPIR-1: Irrigator Leases	<div><div></div></div> 46%	\$310,000	TOTAL	23%	\$34,716,650

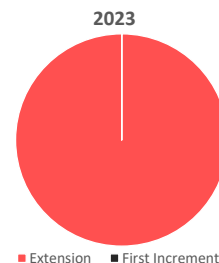
> 5% over budget

## 2023 BUDGET LINE ITEM NOTES

[illegible]

**EXPENDITURES BY CATEGORY AND FUNDING TYPE THROUGH TIME****2023 EXPENDITURES BY FUNDING TYPE AND SIGNATORY**

	Extension		First Increment		Total	
	Expenditure	%	Expenditure	%	Expenditure	%
Colorado	\$ 1,915,503	23.49%	\$ -	0.00%	\$ 1,915,503	23.49%
DOI	\$ 6,000,207	73.59%	\$ -	0.00%	\$ 6,000,207	73.59%
Wyoming	\$ 238,113	2.92%	\$ -	0.00%	\$ 238,113	2.92%
<b>Total</b>	<b>\$ 8,153,823</b>	<b>100.0%</b>	<b>\$ -</b>	<b>0.0%</b>	<b>\$ 8,153,823</b>	<b>100.0%</b>



Currently expending

**Extension Funds**

Remaining expenditure before reverting to First Increment Carryover Funds:

\$1,491,600

**EXTENSION EXPENDITURES BY FUNDING TYPE AND SIGNATORY****Extension Funding**

	Indexed Cash Ceiling <sup>1</sup>		Expended		Remaining		Percent Remaining
Colorado	\$	30,347,146	\$	6,110,018	\$	24,237,127	80%
DOI	\$	95,072,220	\$	19,144,492	\$	75,927,728	
Wyoming	\$	3,772,400	\$	759,331	\$	3,013,069	
<b>Total</b>	<b>\$</b>	<b>129,191,765</b>	<b>\$</b>	<b>26,013,841</b>	<b>\$</b>	<b>103,177,924</b>	

<sup>1</sup>Indexing date - October 2022**First Increment Carryover Funding**

	Final Cash Ceiling		Expended		Remaining		Percent Remaining
Colorado	\$	8,015,862	\$	1,432,303	\$	6,583,559	82%
DOI	\$	52,503,273	\$	9,380,632	\$	43,122,641	
Wyoming	\$	2,007,092	\$	358,570	\$	1,648,522	
<b>Total</b>	<b>\$</b>	<b>62,526,227</b>	<b>\$</b>	<b>11,171,505</b>	<b>\$</b>	<b>51,354,722</b>	

	Total Cash Ceiling	Total Expended	Total Remaining	Percent Remaining
<b>TOTAL</b>	<b>\$ 191,717,992</b>	<b>\$ 37,185,346</b>	<b>\$ 154,532,646</b>	<b>81%</b>